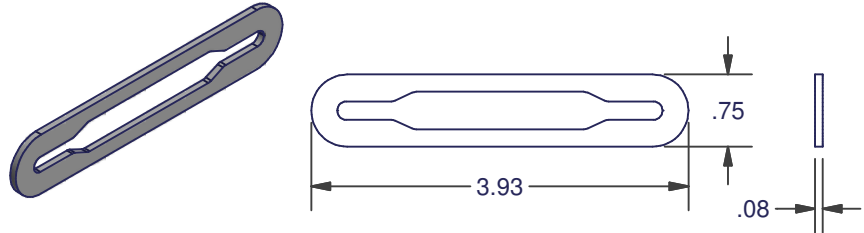


SLIDING DOOR KEEPERS

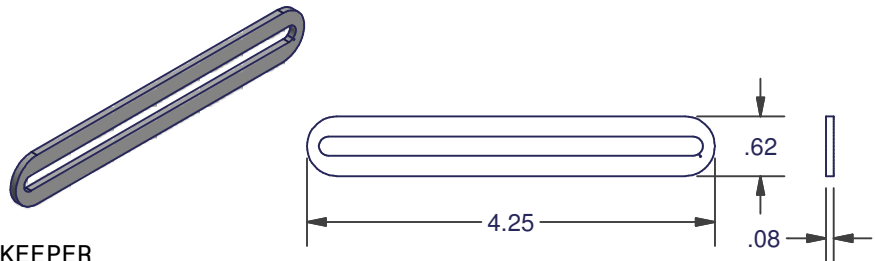
1947 SERIES SHIM

MATERIAL: PLASTIC
USE WITH 1911 KEEPER



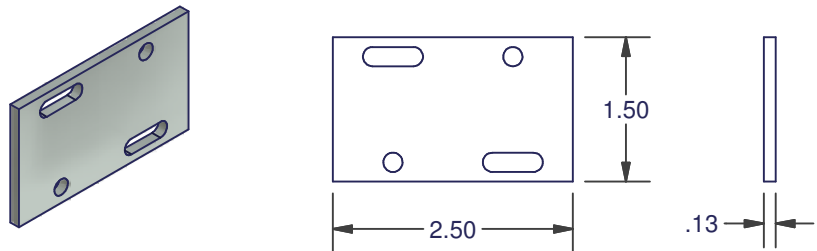
2462 SERIES SHIM

MATERIAL: PLASTIC
USE WITH 2315, 2153, 2264 KEEPER



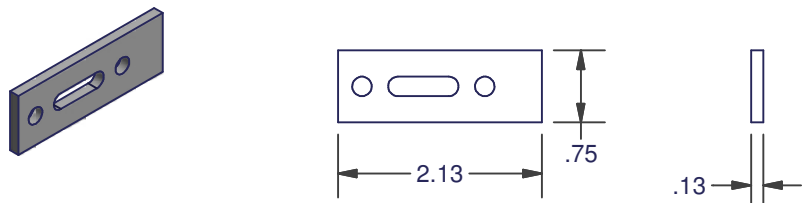
2528 SERIES SHIM

MATERIAL: PLASTIC
2528-10MA (ALMOND)
2528-10SW (WHITE)
USE WITH 2533 & 2534 KEEPER



2547 SERIES SHIM

MATERIAL: PLASTIC
2547-1000
USE WITH 2546 KEEPER



DIMENSIONS ARE FOR REFERENCE ONLY AND ARE IN INCHES UNLESS OTHERWISE NOTED.
CONTACT OUR ENGINEERING DEPARTMENT WITH SPECIFIC APPLICATION QUESTIONS OR REQUIREMENTS.
NOT ALL COMBINATIONS LISTED ARE CURRENTLY STOCKED, EXTRA LEAD TIME MAY BE REQUIRED.