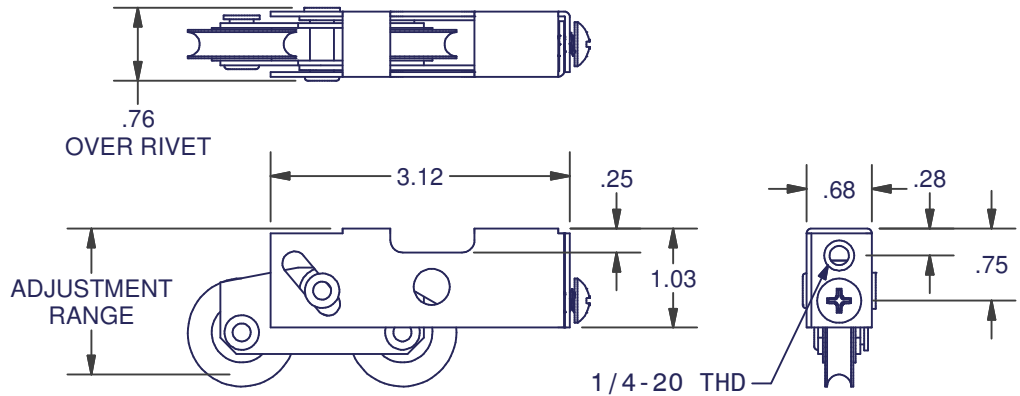
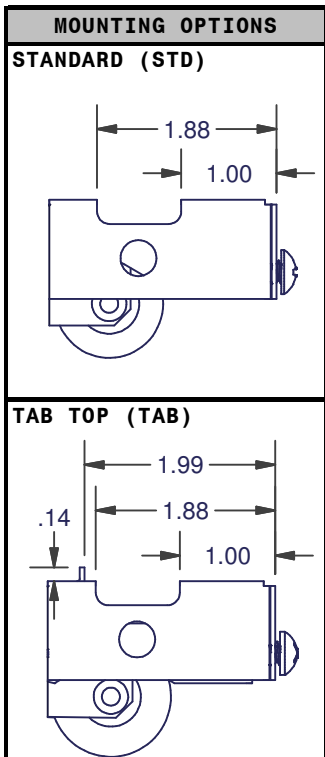
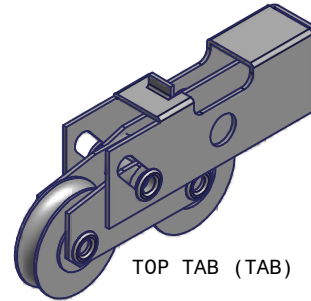
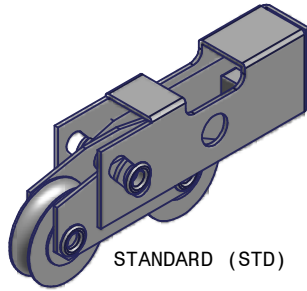


SLIDING DOOR ROLLERS

QUOTE REQUEST INFORMATION:

- _____ = DOORS PER YEAR FORECAST
- _____ = HOUSING MATERIAL
- _____ = MOUNTING OPTION
- _____ = WHEEL DIA.
- _____ = ADJUSTMENT (C2 OR C3)
- _____ = BEARING MATERIAL
- _____ = BULK MOUNTING SCREW QUOTE (Y OR N)

1976 SERIES
END ADJUST TANDEM AXLE
 BOX QTY: 50



BULK MOUNTING SCREWS CAN BE PURCHASED AS:
 M1420075PR-63 = 1/4-20X3/4 PHILLIPS ROUND HEAD STEEL
 M1420075PR-SS = 1/4-20X3/4 PHILLIPS ROUND HEAD STAINLESS STEEL

MOST COMMON: S, STD, 1.25, C2, S

HOUSING MATERIAL	MOUNTING OPTIONS	WHEEL DIA.	ADJUSTMENT RANGE		BEARING MATERIALS
			C2	C3	
S, SS	STD, TAB	1.00	1.17-1.62	1.03-1.48	S, SS
		1.12	1.23-1.68	1.09-1.54	S, SS
		1.25	1.29-1.74	1.17-1.62	PRS, PST, S, SS, TBN
		1.43	1.39-1.84	1.26-1.71	TBN, PRS, PST, S, SS
		1.50	1.42-1.87	1.29-1.74	PRS, PST, S, SS, TBN

LEGEND			
CODE	DESCRIPTION	CODE	DESCRIPTION
TBN	NYLON WHEEL W/ STEEL BEARING	S	MILD STEEL W/ YZD PLATING WHEEL & BEARING
BNSS	NYLON WHEEL W/ STAINLESS STEEL BEARING	PST	STEEL WHEEL W/ PRECISION BEARING
PRN	NYLON WHEEL W/ PRECISION BEARING	SS	STAINLESS STEEL WHEEL & BEARING
		PRS	STAINLESS STEEL WHEEL W/ PRECISION BEARING

DIMENSIONS ARE FOR REFERENCE ONLY AND ARE IN INCHES UNLESS OTHERWISE NOTED.
 CONTACT OUR ENGINEERING DEPARTMENT WITH SPECIFIC APPLICATION QUESTIONS OR REQUIREMENTS.
 NOT ALL COMBINATIONS LISTED ARE CURRENTLY STOCKED, EXTRA LEAD TIME MAY BE REQUIRED.